



Home > Blog > How to Deposit and Withdraw Money on SkyExchange – Complete Guide 2026



## How To Deposit And Withdraw Money On SkyExchange – Complete Guide 2026

 Akshay Meena  June 10, 2026

Want to bet on SkyExchange but are confused about how the deposits and withdrawals are processed? Then you are not alone among the betting crowd.

Here's the surprising truth: the SkyExchange does not have a signup button anywhere. You cannot register on any website. The only way to get your **Sky Exchange ID** is through WhatsApp. Direct. Automatic. Free.



In this guide, I will show you exactly how to add money, take out your winnings, and avoid common problems. Steps are explained below. Just follow along.

## **Understanding SkyExchange and Its Features**

SkyExchange is an online betting platform made for Indian users. What makes it different from other betting sites? The reason is that there is no need to register on the website to bet. You directly message the WhatsApp backend team. They give you your Sky Exchange ID. Then you can bet on live cricket betting, **online football betting**, or online live casino betting. Add money and withdraw through the same process, WhatsApp team.

So you want to bet on SkyExchange? You came to the right place.

Then how do you start? It's from WhatsApp.

You get your Sky Exchange ID directly on WhatsApp. It takes 2 minutes.

Once you have your ID, here's how it works: you tell the WhatsApp backend team how much money you want to add. You pay them directly. Then they add that amount to your account. After that, you can bet on live cricket betting, online football betting, or online live casino betting, and take out your winnings.

This blog shows you exactly how. Simple steps. There is no fluff with the payment process on SkyExchange.

## **How to Get Your Sky Exchange ID via WhatsApp**

Forget everything you know about normal websites. SkyExchange India works differently.

You don't sign up. You don't register. You just message on WhatsApp.

Here's the real process:

Step 1 – Click on the WhatsApp button displayed on the website  
Send a message that you need a Sky Exchange betting ID.

Step 2 – Talk to an Expert

Someone from the backend team will reply on WhatsApp. They will guide you.

Step 3 – Ask for Your Betting ID

Tell the expert to generate your Sky Exchange ID. They will ask for your basic details like name and phone number.

Step 4 – Get Your ID on WhatsApp

The expert sends you a Sky Exchange ID and password on WhatsApp within 1 or 2 minutes.

Step 5 – Expert Asks How Much You Want to Add to Your Account

The expert will ask you, “How much money do you want to add?” You tell them the exact amount. Then you can pay the said amount directly to the expert available on WhatsApp chat. Once they receive your payment, they add that amount, along with the welcome bonus, to your Sky Exchange wallet from their side.

Note: Bonuses are only for new IDs. You don't get bonuses again and again on the same ID.

Step 6 – Do Your SkyExchange Login

Go to the official website. Enter your ID and password in the given space. Then change your password. Pick something only you know. Don't share it with anyone.

That's it. Your account is ready to play your favourite online betting games like – **live cricket betting**, online football betting, and online live casino betting.

**How to Deposit Money on SkyExchange (Step-by-Step)**

Adding money is easy once you have your Sky Exchange ID. But you don't add it yourself. The WhatsApp backend team helps you. Follow these steps:

#### Step 1 – Log in to SkyExchange ID

Go to the website or open the app. Enter your Sky Exchange ID and password.

#### Step 2 – Message the WhatsApp Backend Team

Open WhatsApp. Message the backend team. Tell them – “I want to add x amount to my Sky Exchange ID”. You cannot add money on your own.

#### Step 3 – The Team Person will ask for the amount

The backend team member will reply. They will ask you how much you want to add. Minimum deposit is ₹1000.

#### Step 4 – Team Member Gives Payment Details

The team member will share their UPI ID or bank details. You pay them directly.

#### Step 5 – You Make the Payment

Send the money to the team member's UPI or bank account. Save the transaction ID and screenshot.

#### Step 6 – Team Member Adds Money to Your Wallet

Once they receive your payment, they add that exact amount to your Sky Exchange wallet from their side.

#### Step 7 – Check Your Wallet

Go back to the SkyExchange website or app. Refresh your wallet. Money should show up within 2-5 minutes.

Important: Always save your payment screenshot and transaction ID. If money doesn't show up, message the backend team with proof. They will fix it.

**Available Deposit Methods for SkyExchange India**

SkyExchange India supports multiple payment methods to cater to different user preferences:

Payment Method	Speed
UPI (Google Pay, PhonePe, Paytm)	Instant
Bank Transfer (IMPS/NEFT)	10-30 minutes
Paytm Wallet	Instant
Debit/Credit Card	Instant

Note: Actual limits may vary based on your account verification status and your Sky Exchange ID level.

### **Deposit Limits, Fees, and Processing Time**

#### Minimum You Can Add

- Normal user: ₹1000
- VIP/Premium user: Changes based on your plan

#### Maximum You Can Add

- One time: No maximum amount limit

#### Fees

- SkyExchange takes nothing

#### How Long Does It Take

- UPI & Wallets: Instant to 5 minutes
- Bank Transfer: 10-30 minutes

### **Common Deposit Problems and Solutions**

Sometimes things go wrong. Here's what to do:

**Problem 1 – Money Taken, but the balance is not showing**

Wait 15 minutes. Refresh. Still not there? Contact support with your transaction ID. Always save that ID.

**Problem 2 – Transaction Failed**

Money comes back automatically in 3-7 days. Try again after 30 minutes.

**Problem 3 – Amount Too Low**

Check the minimum limit for your payment method. Add more money.

**Problem 4 – Payment Method Not Working**

Then try a different method.

**Problem 5 – SkyExchange Login Asked Again**

Just log in again. Your transaction is safe. Don't panic.

**Pro Tip:** Screenshot your transaction ID every single time. You will thank me later.

## **How to Withdraw Money from SkyExchange for Online Sports Betting**

Taking out your winnings from live cricket betting, online football betting, or **online live casino betting** is important. Do it right.

**Step 1 – SkyExchange Login**

Use your Sky Exchange ID and password.

**Step 2 – Check Your Balance**

Look at your wallet balance on the dashboard. See how much money you have.

**Step 3 – Message the WhatsApp Support Team**

You cannot withdraw money yourself. Message the backend team on WhatsApp. Tell them, for eg:- "I want to withdraw ₹1000 from my betting

account”.

#### Step 4 – Give Your Payment Details

The team member will ask for your payment details:

- For UPI: Put your UPI ID like name@okhdfcbank
- For Bank: Give account holder name, bank name, account number, IFSC code

Very Important: Your name on the payment details must match your registered name. If not, they will reject.

#### Step 5 – Team Member Processes Withdrawal

You give your details. The team member processes the withdrawal from their side.

#### Step 6 – Waiting time for withdrawal

Most withdrawals take between 1 and 24 hours.

#### Step 7 – Get Your Money

Once processed, the money will reflect in your personal bank account or in the UPI ID provided by you.

### **Available Withdrawal Methods for Online Sports Betting**

<b>Method</b>	<b>Speed</b>	<b>Fees</b>
UPI (Google Pay, PhonePe, Paytm)	30 mins to 6 hours	Free
Bank Transfer (IMPS)	1 to 12 hours	Free (bank may take a small fee)
Bank Transfer (NEFT)	6 to 24 hours	Free

### **Withdrawal Limits, Fees, and Processing Time**

## Limits on Withdrawal

- There is no cap on any withdrawal amount (any amount can be withdrawn by the user)

## VIP Account Benefits

If your Sky Exchange ID is VIP level:

- Faster withdrawal processing
- Priority customer support by the support panel

## Fees

- **SkyExchange** charges nothing for the withdrawal process

## Speed on Weekdays vs Weekends

Method	Monday to Friday	Saturday Sunday & Holidays
UPI	30 mins to 2 hours	2 to 6 hours
Bank Transfer (IMPS)	1 to 6 hours	6 to 12 hours
Bank Transfer (NEFT)	6 to 12 hours	12 to 24 hours

## Common Withdrawal Problems and Solutions

Problem – Pending for more than 24 hours

Contact the support team on our official WhatsApp account.

Problem – Withdrawal rejected

Wrong payment details. Enter everything again. Make sure your name matches your bank account.

Problem – Bonus wagering not done

For example: You deposited ₹2000 and got a ₹500 bonus. The wallet shows an amount of ₹2500. You cannot withdraw any amount until you

finish the required bets. You can't take away the bonuses as a withdrawal, but you can use the bonus in betting or wagering.

Problem – Technical error

Wait some time or try again after a few minutes. Clear the browsing history and check again whether the same issues still occur or not.

Example of Bonus Wagering:

You add ₹1,000 and get up to a 500% bonus. That means you get ₹5,000 as a bonus.

## **How the SkyExchange Backend Team Works for Withdrawals**

SkyExchange runs on a special tech system, which is backed up by a team of professionals who provide support on WhatsApp.

Here's what that means for you:

- You get your Sky Exchange ID from the WhatsApp backend team.
- Your SkyExchange login works through their system.
- The backend team is available on WhatsApp to help you throughout the betting process.

How Withdrawal Processing Works:

- You message the WhatsApp backend team – "I want to withdraw ₹X."
- The team member asks for your UPI or bank details
- You share your details
- The team member processes the withdrawal from their side
- Money is sent to your registered account

Benefits of SkyExchange Backend Team Support:

- Ease of contact that is directly available on WhatsApp chat for login issues

- Help with deposit and withdrawal problems
- Fast resolution on WhatsApp
- No waiting for long email replies or redressal tickets

Pro Tip: Always save the official WhatsApp number of the backend team. They are your direct support for all SkyExchange financial transactions.

## **Safety Tips for SkyExchange India Users**

### **Do's**

- Make a strong password for your SkyExchange login
- Turn on two-factor authentication if available
- Save screenshots of every transaction
- Take out your winnings often. Don't keep too much money in your wallet.
- Use only your own bank account or UPI ID
- Save the official WhatsApp number for getting your Sky Exchange ID

### **Dont's**

- Don't share your Sky Exchange ID or password with anyone
- Don't pay anyone for ID generation because it's completely free to get a new betting ID
- Don't use any public WiFi for betting
- Ignore pending withdrawal for more than 2 days

How the WhatsApp System Works:

- 100% free. No one is charging you for the customer assistance
- Fast. Get your ID within minutes.
- Safe. The system never asks for OTP or password.

How to Spot Fake Stuff:

- Real SkyExchange never calls you asking for OTP
- Real agents don't ask for money before giving ID

- Always check if the website has an SSL certificate

## Conclusion

Look. Adding and taking out money on SkyExchange is not hard.

But you must remember one thing: no website lets you sign up directly.

You start with a simple message on WhatsApp. That's it.

Within minutes, you get your Sky Exchange ID. No agent fees. No waiting.

Then you do the **SkyExchange login**. Add money using UPI. Bet on your favourite sports. Withdraw when you win.


Quick Recap:

- Get your Sky Exchange ID on WhatsApp for free
- Deposit time: instant to 5 minutes
- Withdrawal time: 30 minutes to 24 hours
- Always save your agent's contact for support

Whether you love live cricket betting, online football betting, online live casino betting, or just regular online sports betting, SkyExchange works smoothly.

So what are you waiting for?

***Message the SkyExchange WhatsApp number right now. Get your Sky Exchange ID in minutes.***

 live cricket betting, online football betting, online live casino betting, online sports betting, sky exchange, sky exchange id, skyexchange



### Sky Exchange — Where India Plays to Win

India's fastest betting exchange: peer-to-peer odds, 500+ live markets, same-day payouts, and a personalised ID in under 2 minutes.

Secured by 256-bit encryption. Powered by AI.

Backed by 24/7 human concierge support.

### Quick Links

[Home](#)

[About Us](#)

[Sky Exchange Club](#)


[Contact Us](#)


[Login](#)

### Top Sports

 [Cricket](#)

 [Football](#)

 [Tennis](#)

 [Casino](#)

## More Games

---

Basketball

Baseball

Horse Racing

Volleyball

Table Tennis

---

[Sky Exchange](#) | [About Sky Exchange](#) | [Cricket Betting](#) | [Football Betting](#) | [Casino Betting](#) | [Tennis Betting](#) | [Basketball Betting](#) | [Horse Racing](#)

Disclaimer: This website is intended strictly for users aged 18 and above. Visitors from Telangana, Odisha, Assam, Sikkim, and Nagaland are requested to exit the site immediately. Please stay alert to fraudulent activities, as we communicate exclusively through WhatsApp.

---

Copyright © 2026 [Sky Exchange](#)

[Privacy Policy](#) · [Terms & Conditions](#) · [Responsible Gaming](#) · [Disclaimer](#)